

HOMESTEAD INVITES VN DIRECTORS TO ITS STATE-OF-THE-ART CLINICAL SKILLS LAB

In a recent article we described the clinical simulation laboratory that Homestead Schools has built on campus which uses simulation as a teaching strategy to mirror real-life situations and complement clinical education that will allow students to learn by doing and by reflecting on their experience. This lab is outfitted with supplies and equipment that can simulate a hospital setting to practice maternity and pediatric clinical skills. The lab has strategically embedded audiovisual equipment to capture student interaction with the simulated patients.

The school has purchased a Maternal and Neonatal Birthing Simulator – Advanced Lucy for maternal-newborn nursing simulation and one Nursing Kid Vital Sim Capable. The birthing simulator is designed to present the complex needs of a growing demographic with unique health and physical challenges. This also provides a comprehensive and economical birthing experience from prenatal to postnatal delivery scenarios. The learners will experience realistic normal and abnormal deliveries with capabilities that include fetal palpitation, manual birthing maneuver, cervical dilation, and postpartum care.

The Nursing Kid Vital Sim Capable features an articulating IV arm that allows for practice of IV cannulation, medication administration, and site care and maintenance, bilateral upper and lower extremity intramuscular injections, anatomical landmarks for suctioning and insertion of endotracheal tubes. It also allows for the auscultation and diagnosis of normal and abnormal heart, breath, and bowel sounds.

The lab has been operational now for several weeks and our vocational nursing students are getting excellent hands-on training in a controlled supervised environment. The clinical lab is first of its kind approved by the Board of Vocational Nursing in Southern California. Last week Homestead invited directors of several vocational nursing schools in Los Angeles area for demonstration of the skills lab. The day was a roaring success. Here's what one of them had to say:

“Thank you so much for the hospitality and the terrific training. It is a pleasure to be at your school, so inviting and warm. Please give my thanks again to the Owner, Mr. Vijay for his generosity. Also I appreciate the well thought-out presentation and the knowledge of Mr. Edwin. He is a gem and you are lucky to have him. Be well and thank you again. I had a great time.”

Homestead is opening several new full- and part-time classes in its vocational nursing program: Full-time day class on March 4, 2019, and full-time day evening on April 1, 2019. We're inviting all prospective students to come visit the campus, take a tour of the skills lab and meet with the admissions representatives, director of nursing, faculty and other students to assess if the program fits into their career plans. Homestead Schools is located at 23800 Hawthorne Blvd, Torrance, CA 90505 (310) 791-9975.





RESERVE
SPACE
& EXAMS
GOING?

HONOLULU SCHOOL OF
NURSING

NAME

NAME

NAME







SEAR



SEAR

SEAR

SEAR



Standards
INACSL
NCSBN -
NLN -

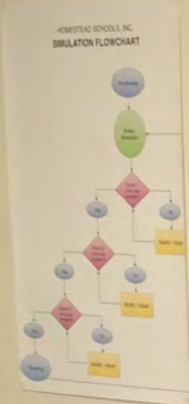




Prenatal Development
A chart showing the stages of fetal development from conception to birth, including illustrations of the fetus at various stages and a list of key milestones.

SBAR
A checklist for structured communication, listing categories such as Situation, Background, Assessment, and Recommendation.

A MIRROR OF NATURE
A botanical illustration poster featuring various flowers and plants, with the text "A MIRROR OF NATURE" and "UNIVERSITY OF CALIFORNIA" below it.




Standards :
INACSL

Scenario Design: Group Activity

1. Pick a topic
2. Define the learner(s)
3. Design learning objectives
4. Define assessment plan

Then, the story . . .



Simulation Design

Source: Peter M. Winter Institute for Simulation, Education and Research

NOTHING
TAKES THE
PLACE OF
BEING
PREPARED



Scenario Design: Group Activity

1. Pick a topic
2. Define the learner(s)
3. Design learning objectives
4. Define assessment plan

Then, the story . . .





SBAR

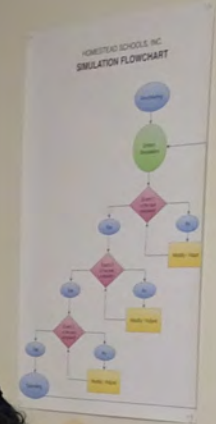
SBAR

SBAR

SBAR



HOMESTEAD SCHOOL, INC.
MISSION STATEMENT



Standards :
INACSL

Participant sitting at a desk on the left, looking at a document.

Participant sitting at a desk in the middle, looking at a document.

Participant sitting at a desk in the background, looking at a document.

Participant sitting at a desk with a computer monitor, looking at a document.

Participant standing and looking at a document.

Participant in a white lab coat standing and looking at a document.

Participants sitting around a large round table in the foreground, reviewing documents.